

Siemens PLM Software : AP242 Activities

Siemens PLM Actively Participates in PDES/ProSTEP/LOTAR Activities with STEP242 Development :

- PDES/ProSTEP/LOTAR – PMI working group
- PDES/ProSTEP/LOTAR – Visualization working group
- PDES/ProSTEP – CAXIF – Implementer forum
- ProSTEP JT Workflow Group
- ProSTEP JT Implementer Forum

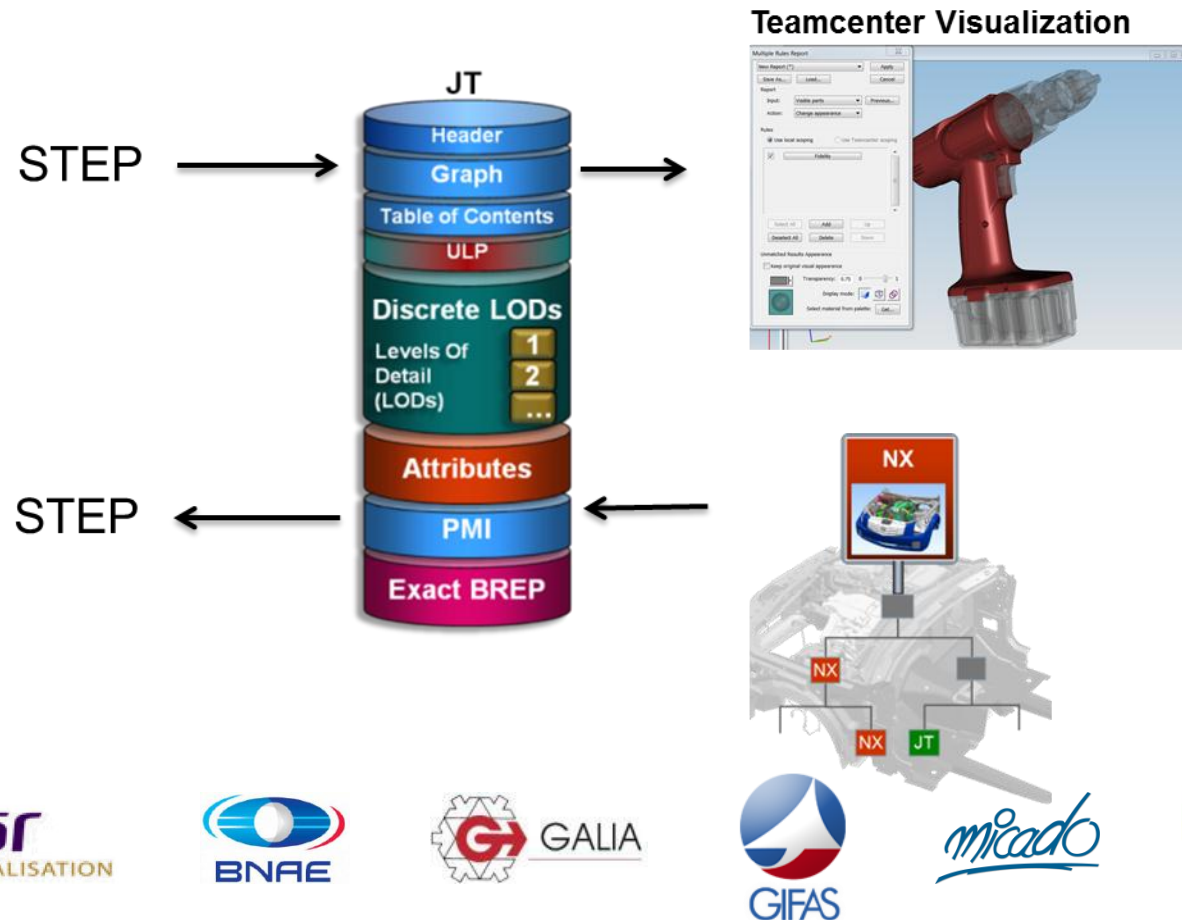
Siemens PLM Monitors

- PDES/ProSTEP/LOTAR – PDM working group
- PDES/ProSTEP/LOTAR – Composite working group



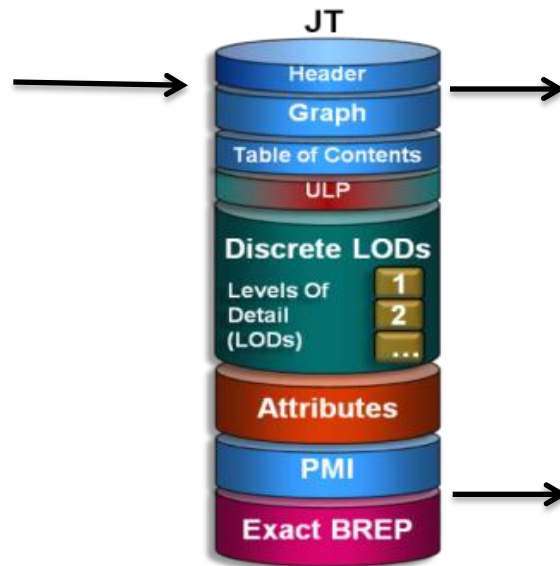
Siemens PLM Software : AP242 Activities

JT gives us the ability to test STEP242 because existing capabilities in Siemens applications which are very similar to the support of STEP 242.

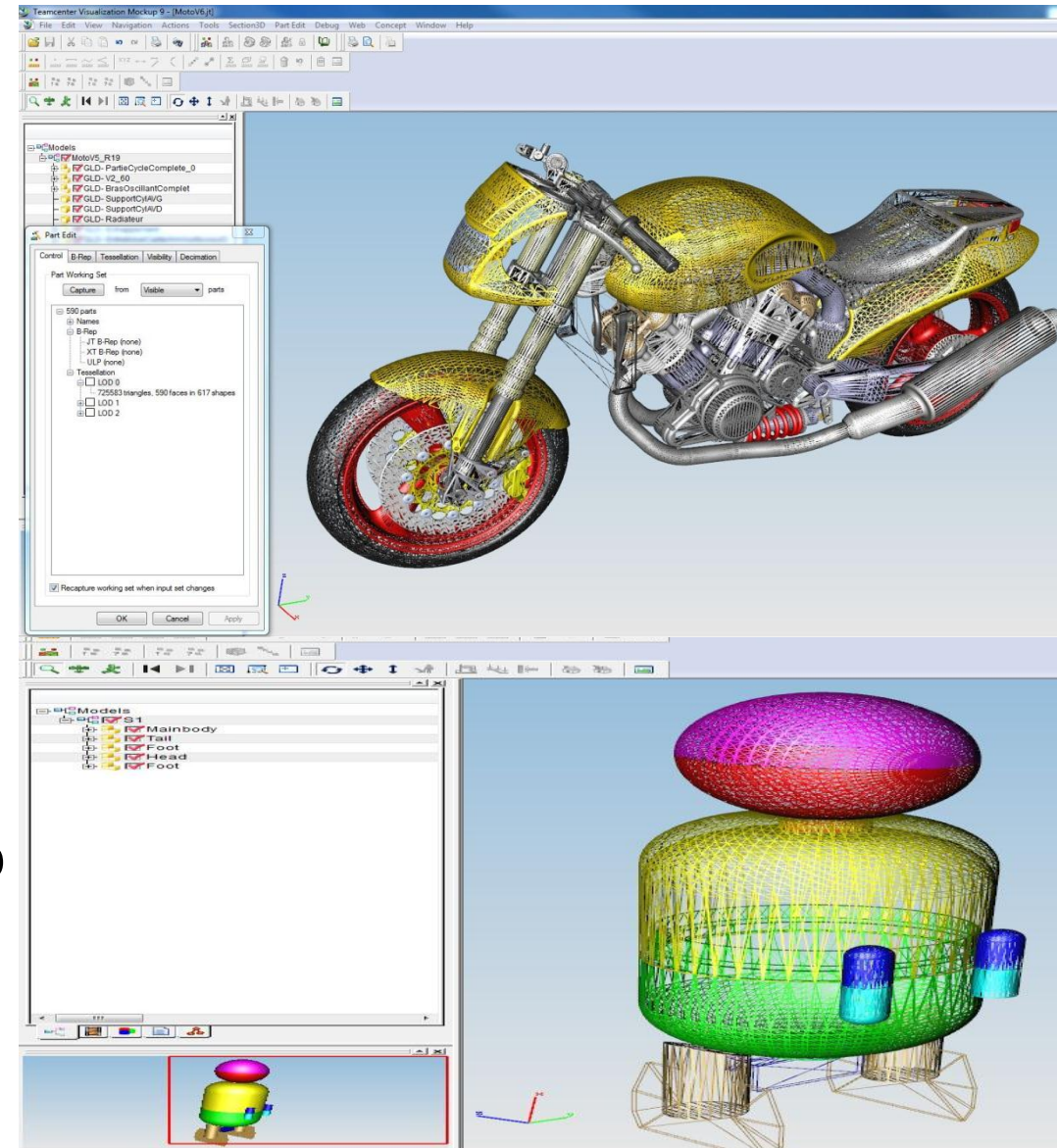


Areas tested - STEP 242 3D Tessellation

■ Reading STEP 3D Tessellation

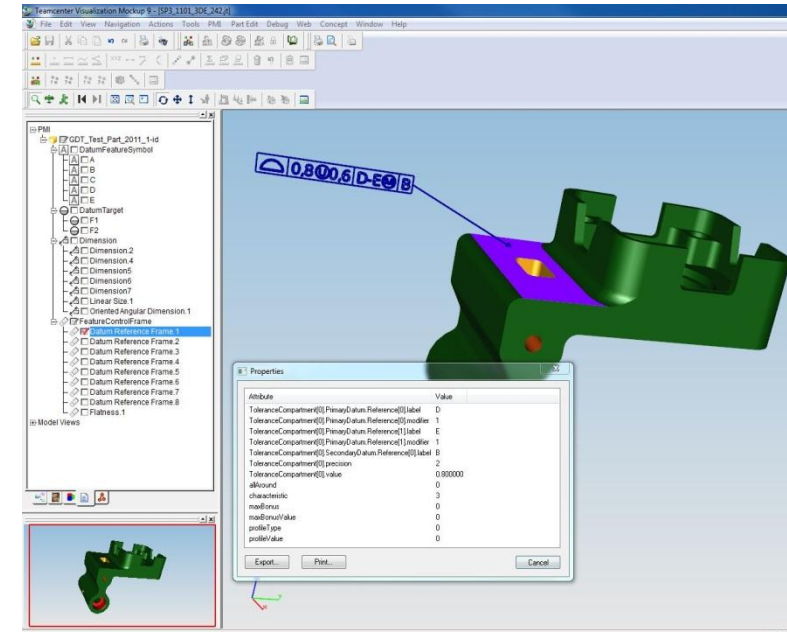
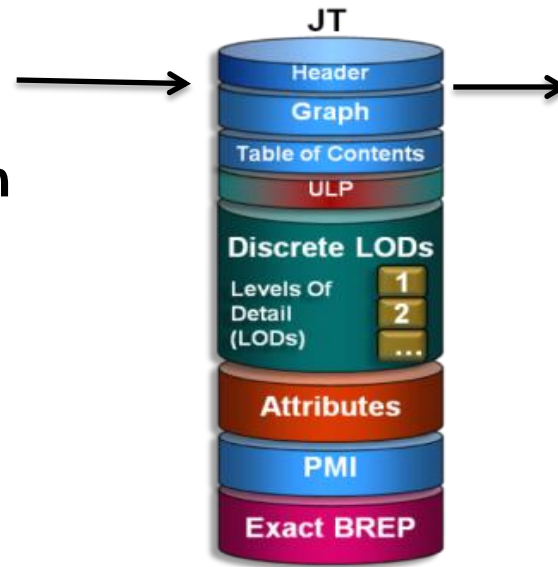


■ Started work on writing STEP 3D Tessellation entities



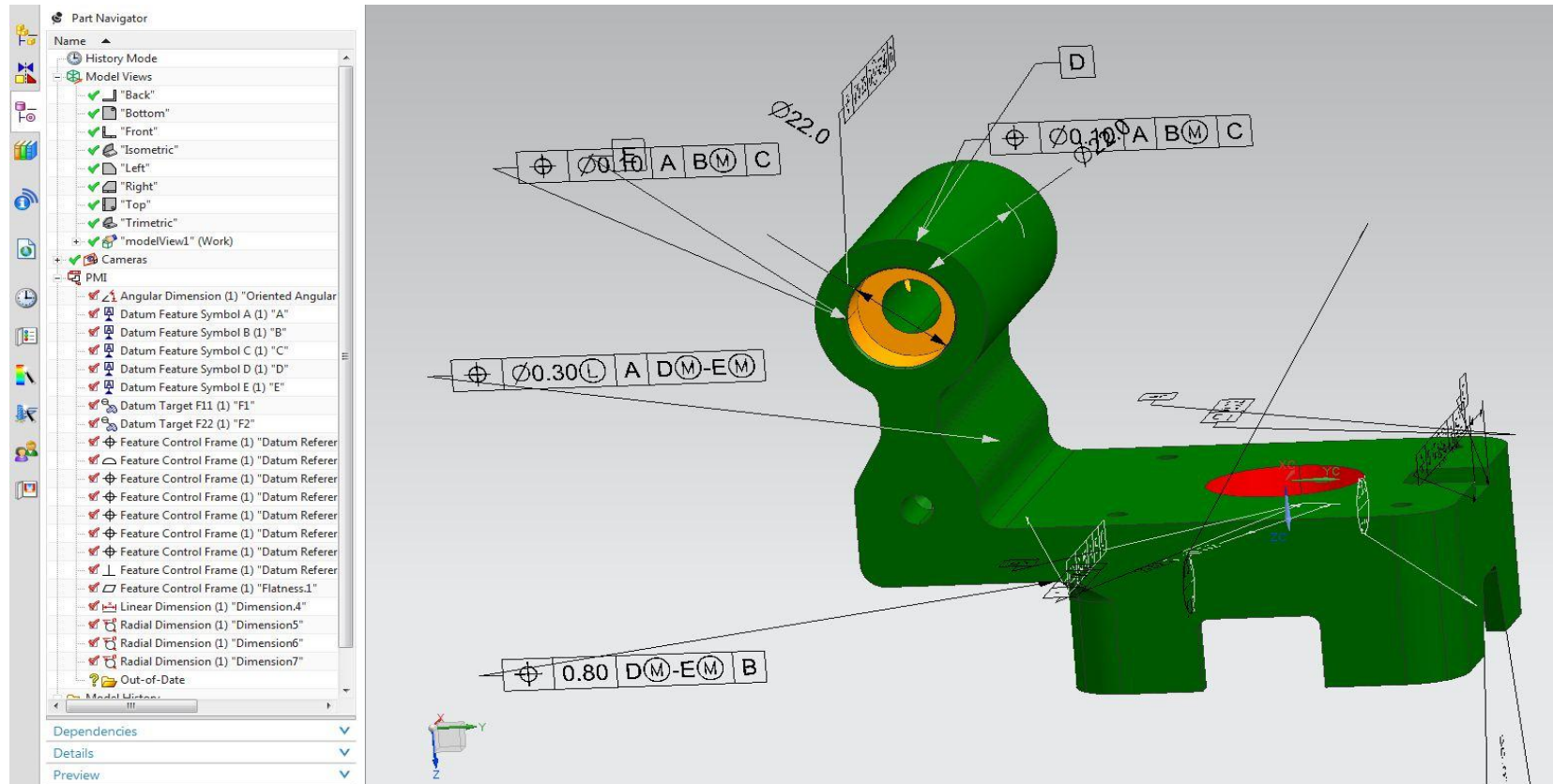
STEP 242 to JT - PMI Import into TC Visualization

- Polyline display
- Face association
- Semantic Information
- Organization in PMI Browser

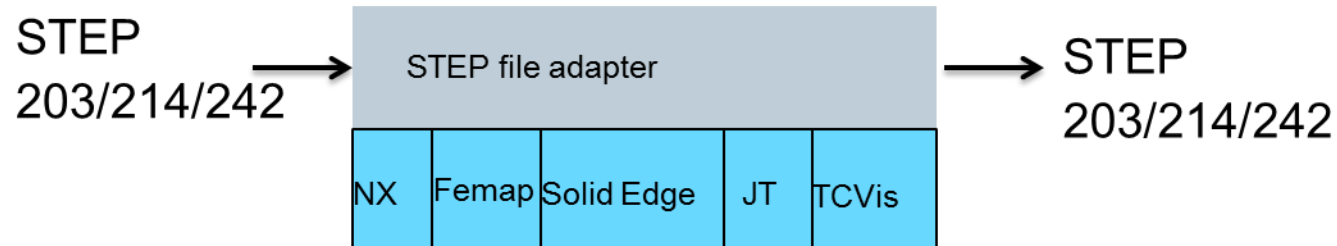


Semantic PMI Import

- Limited Semantic display information based on limited data in STEP 242 files. Discussion in CAXIF on Minimal semantic Presentation information



Siemens PLM Software : AP242 Update



Actively developing STEP 242 Read and Write components for use in Siemens “3D” Applications with focus on:

- STEP 242 PMI – representation and presentation
- STEP 242 tessellation
- STEP 242 B.O. XML

Kinematics, Assembly PMI, are being monitored but no current activities, minimally requires some further development on recommended practices.

PDM (Teamcenter) implementation will be aligned with customers requirements.

STEP AP242 adoption in Siemens PLM Applications is customer driven. Integration is weighted against other projects and customer priority.

Siemens PLM Software – AP242 « 3D » Status

Type of information	Implemented	Roadmap
CAD assembly structure (one file)	Supported	
CAD assembly structure (Nested assemblies)	Supported	
3D exact geometry	Supported	
3D tessellated geometry	Supported	
3D PMI graphic presentation	Supported	
3D PMI semantic representation		Work in Progress
Composite design		In Review
Kinematic		In Review
Machining form feature		Not Planned
3D parametric model		Not Planned
Construction History		Not Planned
STEP Implementation formats	Status	
BO model XML	Work in Progress	
ISO 10303-21	Supported	
Compressed file	Work in Progress	
Additional fonctionnalités	Status	
Geometric Validation Properties	Some	
Annotation Validation Properties	Planned	
Assembly Validation Properties	Planned	
Saved view Validation Properties	Planned	
user defined attributes Validation Properties	Not Planned	
Color	Supported	
Invisibility	Supported	
Detailed conversion report	Supported	